




CUMBRIA

Windermere Town Trail



The fun way to explore!



THEME



DURATION



WALKING



URBAN



GREAT FOR
FAMILIES



ACCESSIBILITY



ACCESSIBILITY

Police Trying To Mop Up Unclear Crime!

Windermere celebrity window cleaner Mark Sargone, owner of Merely Winderclear Windows, has been found slumped over his desk in his office. Sargone shot to fame in the reality show 'Holes in my Bucket and Ladders for Legs' but later got involved in more murky goings-on that clouded the water. Police have no clear leads but are scouring the town for evidence. Can you help them clear this case up and find out who did it?



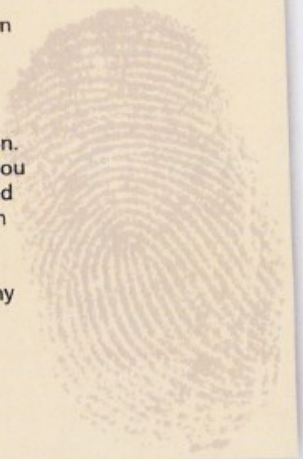
DIRECTIONS

You don't need a map to solve a Treasure Trail. The directions will lead you from start to finish. If you miss an answer along the way, retrace your steps and try again.

SOLVING THE MYSTERY

Solve the clues to find the murderer and murder weapon. The answers are names and dates that you will find as you follow the Trail. Solve the clues to eliminate suspects and weapons. At the end of the Trail you should be left with one of each – case closed!


You won't need to enter any private property or pay any entrance fees in order to solve the mystery.



STUCK ON A CLUE?

If you can't solve a clue, text us (free of charge) and we will text you back the answer (standard network charges apply). A maximum of 3 texts is allowed.

Text the word CLUE to 88802, followed by a space and then your 10 digit unique reference number (found on the back of this Trail) and the 2 digit clue number that you are stuck on, e.g.



REMEMBER TO...

- Take care. You are responsible for the safety of yourself and your party. Crossing a road safely is more important than finding a clue.
- Respect the privacy and property of others, particularly any ancient monuments that are visited.
- Recycle your Trail when you have finished with it.

About this Trail

This Trail takes you around this small but very charming town and follows pavements and footpaths which are fairly flat and even. There are a few busy roads to cross during the Trail so please take care. There are public toilets in the pay and display car park at the start.

Start here

The Trail starts in the Broad Street Car Park next to Windermere Library, just after where New Road meets Ellerthwaite Square (Postcode LA23 2AB). The first clue can be found at the library.

Clue 01



At the Public Library, find a generous family. Your first suspect to eliminate shares their name with the place where this family lived. Cross this person off your suspect list on back page of this booklet.

Factfile...



Once a tiny village known as Birthwaite situated in the historic county of Westmorland, all this changed in 1847 with the arrival of the railway. The station was named Windermere after the lake and the town that grew up around the station took on the same name.

This way 01

Now head left to walk around the outside of the library using the path, keeping the library on your right. Continue through the park for your next clue.

Clue 02



As you leave the park, search high and low for JB. Using the years that are located to the left and right, subtract one from the other. Your answer will give you last two digits of the first weapon to discard from your inquiries.

This way 02

With your back to the last clue, take care crossing over to the other side of Broad Street for your next clue.

Clue 03



At the sign of Harry Sharpe, solve this anagram to reveal the first part of a suspect's name. Take the 3rd, 8th, 12th and 13th letters from the top line, the 5th, 6th, 10th and 12th from the second and the 4th from the last.

This way 03

From the corner, head right and use both pedestrian crossings to reach the garage on Main Road. Go past it, keeping to the left hand side. When you reach the end of the one-way system, there are two more clues to solve.

Clue 04



Look around to find ACME HOUSE. Take the year also found here and separate it into 4 digits. Now multiply these 4 digits together. Your total will reveal the next weapon to eliminate.

Clue 05



Find the chapel from 1867 and search all around it for the year 1993. The initials also found here will match those of an innocent suspect.

This way 04

From the last clue, cross over the end of College Road and remain on the left hand side pavement as Main Road turns into Elleray Road. Continue all the way up to the T-junction as you search for your next clue.



Clue 06

Find a red crown and eliminate the person who shares the initials either side.



This way 05

At the T-Junction, head left, crossing over the end of Pheonix Way, to continue along here until you reach St Mary's Church on the left. There are three clues based here which can all be solved from the path around the church.



Clue 07

As you enter the churchyard, locate the old Dean of Carlisle. Using the years on here, how many years was he vicar of this parish? This number will reveal the next weapon to discard.




Factfile...

St Mary's Church was built as a much simpler chapel in 1848 but with the rebuilding and enlargements over the years, very little remains of that original chapel. In 1988 the church was badly damaged by an arson attack but was restored to the handsome building it is today.



Clue 08

There are two of what you can see in this picture. Face them and look right to find two stones. Using who they are 'in memory of...', if the right stone leads to 2008, what year does the left stone lead to? This year will be of help to you here.



Photofile

239014X



Clue 09

On a grave close to an anchor, find a person who died in their 81st year. The name of their wife, rearranged, will lead you to the next suspect to eliminate from your inquiries.



Factfile...

The name 'Windermere' is thought to translate as 'Vinandr's Lake', from the Old Norse name, 'Vinandr' and Old English 'mere', meaning lake. It was known as 'Winander Mere' or 'Winandermere' until at least the early 19th Century.



This way 06

Leave the churchyard in the far right hand corner from where you entered and take the footpath to the left, before the road. After the path goes through some cottages, head right and follow this lane a short way.

Not far along, take the first right - a narrow footpath on your right next to a gate to a property. Follow it until it reaches a road. This is Birthwaite Road. Turn left and head along this road, choosing which property you would like to live in! Don't spend too long choosing though as your next clue is coming up!



Clue 10

Find a spot where some very cheap fuel is available. The name of this property, rearranged, will lead to one more suspect to cross off.



This way 07

On the left, just before the end of Birthwaite Road, there is a path into a small public garden. Enter the garden for your next two clues.

Clue 11

As you stroll through the park, find a plaque from 2000. When you do, stand on it with your feet pointing towards Society. Now lift your right foot and the name of your next suspect should magically appear!

Clue 12

Now find the tree that commemorates 50 years. On the plaque here, the only word that starts and ends with the same letter can also be found hidden within the name of the next suspect to be crossed off.

This way 08

Leave the park towards the building with 1899 and turn left along Old College Lane. Follow this lane until it forks and bear right along Phoenix Way. Keep on this lane until it bears right and enter the sports field for your next clue.

Clue 13

At the location of this photo, count how many times these letters appear:

H=

L=

T=

K=

Mix these numbers up to exclude the next weapon.

Photofile



This way 09

Exit the park via the slope in the opposite corner. Take care crossing over to the other side of this road (College Road) and head left. Continue along the right hand pavement for your next clue.

Clue 14

Uh-oh! There seems to be two number 1's along this road!! Use both to lead you to the next innocent suspect.

The roads around the town centre can get extremely busy at times.

Please take great care while crossing at points with no pedestrian crossings, using road islands where available.

Factfile...

The two towns of Windermere and Bowness were the second area in England to get electric street lighting, supplied from the Windermere Hydro-electric Company which was based at Troutbeck Bridge, just north of the town. The first was Newcastle upon Tyne.

This way 10

At the end of College Road, where it meets Main Road, take care crossing over to the other side and head up the road opposite, High Street. Keep those eyes peeled as your next clue is along here.

Clue 15

Along this street find a place where you can stay in Summer, Spring, Winter and Autumn. The object below an animal here will give you the name of one who is free to go.

Forensic info

→ SCENIC DETOUR (1 mile round trip)

→ For superb views of the lake, head up to the top of High Street and cross over to the other side of the main road to follow the Orrest Head footpath. This is said to be the view that inspired Alfred Wainwright.

This way 11

Half way up High Street follow the pavement around to the right to head back down the hill, going past the entrance to Booths supermarket. Keep to the right hand side pavement for your next clue.

Clue 16

With your back to a house named after a Beatrix Potter character, remove the suspect who shares their name with a place where 3 functions can be carried out.

Factfile...

When the railway (Booths supermarket contains parts of the old station) arrived in Windermere in 1847, there were plans for it to terminate at Grasmere but Wordsworth and Ruskin led the opposition to this idea. In its first year the railway carried 120,000 passengers.

This way 12

Cross over the road when it is safe to do so and follow the left hand pavement around to the left (by The Queens pub) and continue back into the town centre. Your final four clues can be solved before the end of the one way system.

The clues along here are situated on either side of the road so take care while you search around for them. Even though it is a one way system, it can still get very busy and there are often a number of parked cars.

Clue 17

This clue is one you can really 'bank' on! Find the year 1909 and nearby a bird in stone will be of help. The four letters below its feet can also be found hidden in the name of the next suspect to set free.

Clue 18

Now find two stone gate posts and stand between them. From here the name of a shop, when rearranged, will provide you with the next name to cross off.

Clue 19

Search high and low for what you can see in this next picture. Nearby, who would you get if you rang 3427? This person is now free to go home!

Photofile

239014X



Clue 20

Where one way turns into two, stand with JUNE 2008 at your feet. Look to 11 o'clock to find a year and add the four digits together to complete this sentence: 'The ___th word in the inner circle on the plaque at your feet will be of help.'

Case solved

CONGRATULATIONS!


You've solved all the clues on the way to uncovering the murderer!

Don't forget to check your answer online to see if you are right!

Factfile...

Windermere is the largest natural lake in England at 18.08km long, 1.49km wide and up to 67m deep in areas. There are a total of 18 islands on the lake, most of which are called 'Holme' (Old Norse for small island or islet) with the largest being Belle Isle at a kilometre long.

Weapons found at the scene of crime



Suspect Gallery



Katie Bell



Walter Holehird



Brendan Spinney



Chris Coutts



Roger Debold



Marsha Eccleston



Den Waite



Patricia Ellery



Professor Mere



Fleur Operton



Jenny Longmire



Billy Jenkins



Vincent Reed



Gus Mavers



Clare Hott



Edna Morris



Discover the hidden delights of this South Lakeland town, exploring less visited parts as you solve clues!

V13

£6.99



Unique Reference Number:

0441675035